



Music Virtual Learning

7th Grade Orchestra

April 29, 2020



7th Grade Orchestra

Lesson: April 29, 2020

Objective/Learning Target: “I can identify the elements of music when listening to a piece of music”

Warm-Up



See the
following slide
to find out!

What is a music
administrator?




Lesson

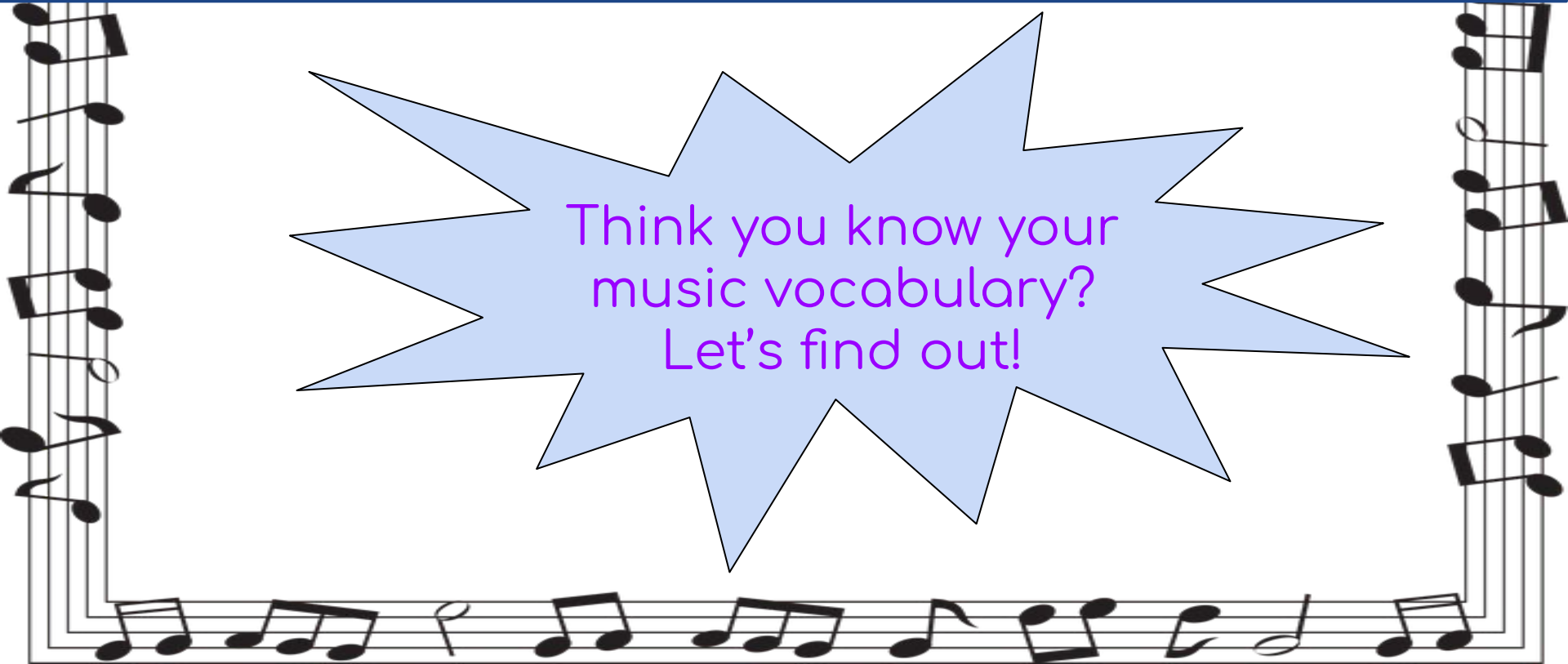


What kind of listener are you?

- Are you an active or passive listener of music?
- Do you take a moment to listen to the different elements or do you just listen without much analysis?
- How would explain the musical elements in a good piece of music to someone else?
- What do you notice when you listen to music?



Think you know your
music vocabulary?
Let's find out!



Elements of Music

Rhythm

Texture

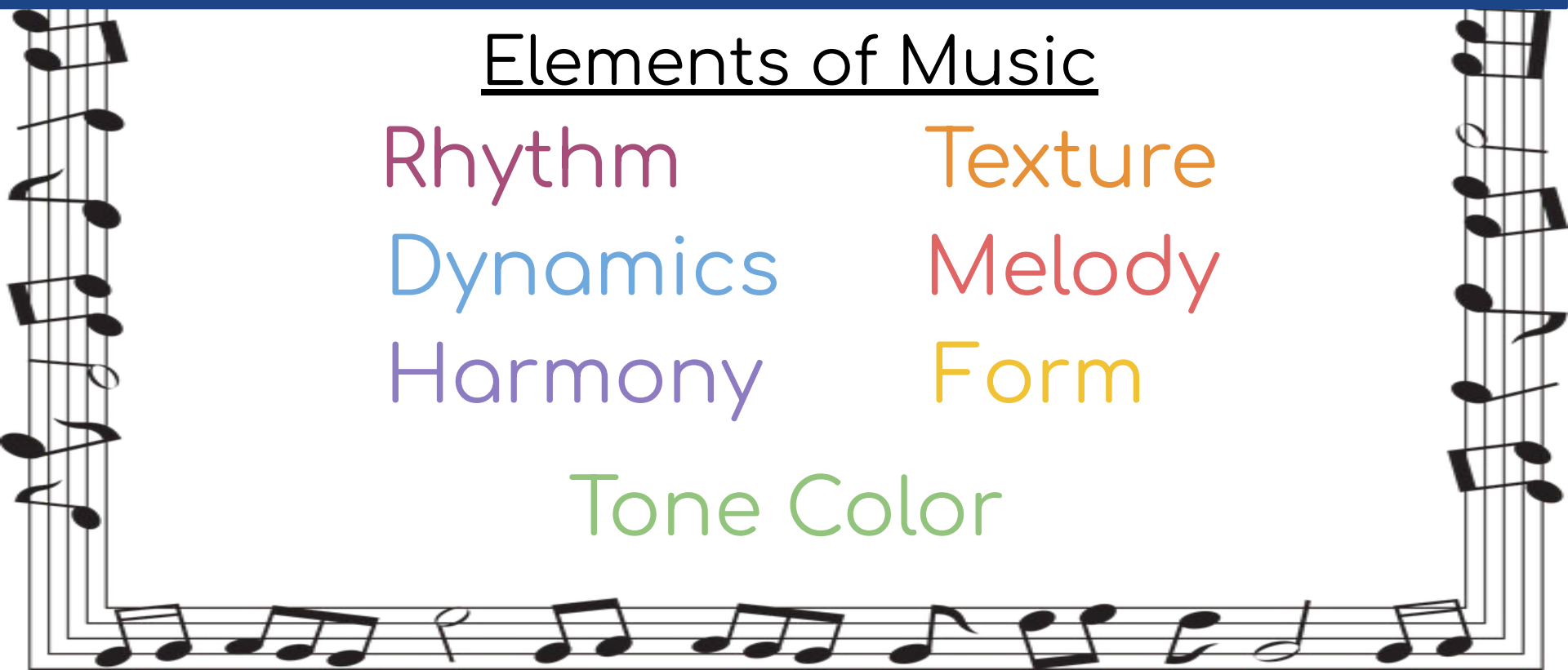
Dynamics

Melody

Harmony

Form

Tone Color



Rhythm

= Arrangement of time in music


- Beat
- Meter
- Tempo
- Syncopation



Dynamics

= Louds and softs in music

- Forte
- Piano
- Crescendo
- Decrescendo
- Etc.



Melody

= A collection of musical notes that are grouped together as a whole unit.

- Pitch
- Theme
- Conjunct
- Disjunct

MUSIC APPRECIATION



**WHAT
IS
PITCH?**

Harmony

= Two or more notes performed at the same time.

- Chord
- Progression
- Consonance
- Dissonance
- Key
- Tonality
- Atonality



Tone color

= Characteristic quality of a sound


- Register
- Range
- instrumentation



Texture

= Combination of Tempo, Melody, and Harmony in a musical work

- Monophonic
- Homophonic
- Polyphonic
- Imitation
- Counterpoint



Form

= structure of a piece of music.

- Binary
- Ternary
- Strophic
- Through-composed



A

B

A



Review



Write out your own definition!

Rhythm

Texture

Dynamics


Melody

Harmony

Form

Tone Color

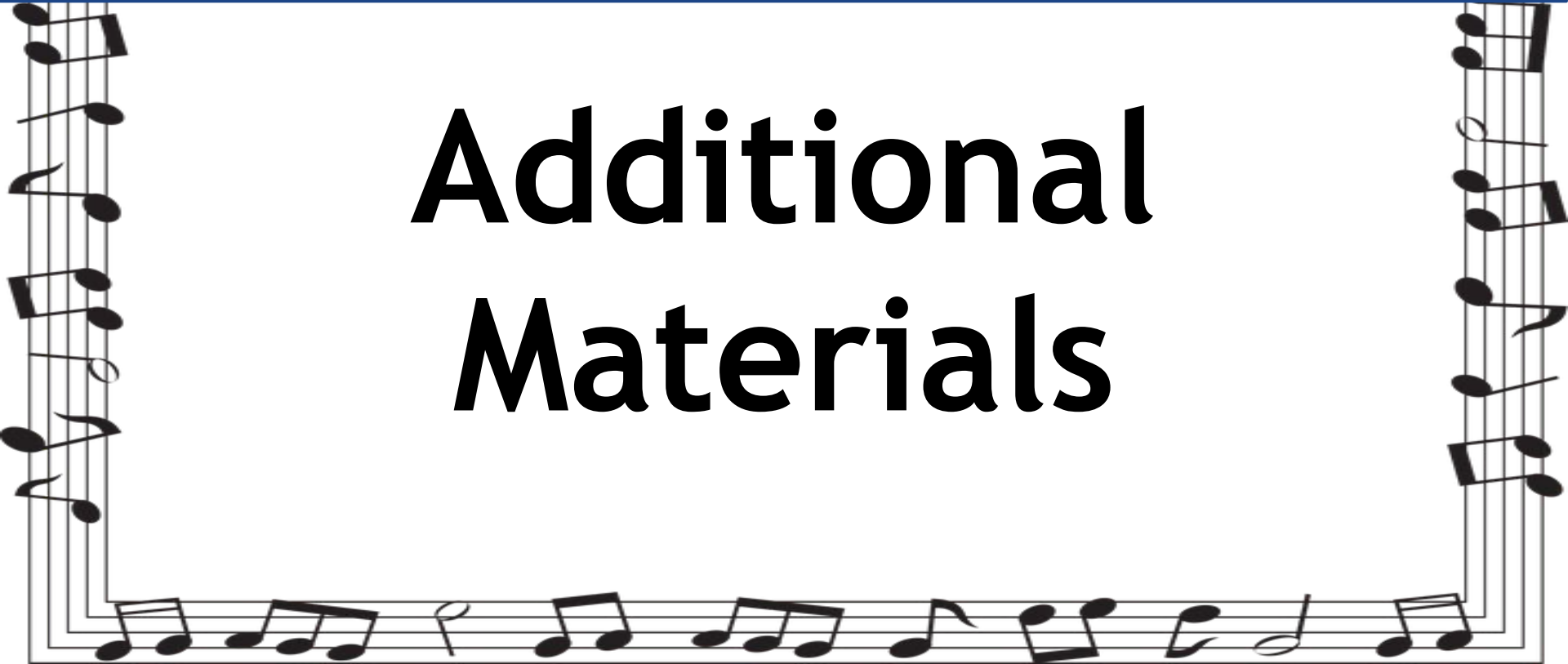
Self-Assessment



Now listen to one of these pieces and pick one element to focus on (**Rhythm**, **Texture**, **Dynamics**, **Melody**, **Harmony**, **Form**, or **Tone Color**):



Additional Materials



A decorative border of musical staves and notes surrounds the central text. The border consists of a vertical staff on the left, a vertical staff on the right, and a horizontal staff at the bottom, all containing various musical notes and symbols.

Elements of Music

How to Read Music